


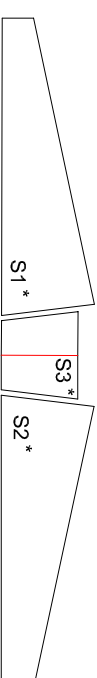
Caudron

C600

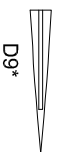
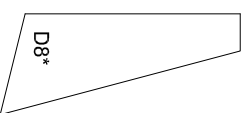
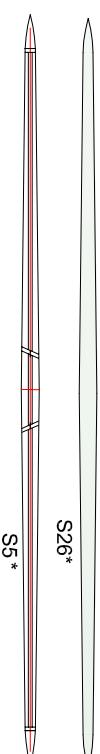
AIGLON

Echelle 1/33

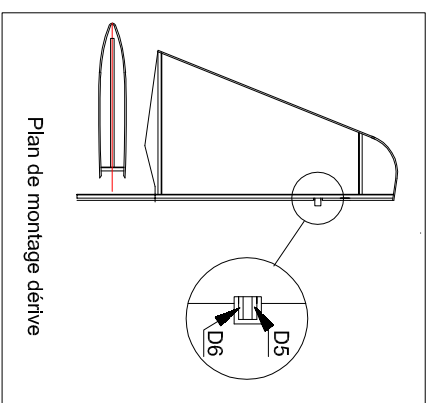
PLANCHE 4
PAPIER 80gr



Position nervures
intérieures S9 et S10



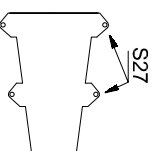
D11*



Plan de montage dérive



D3*



S27

S27 A

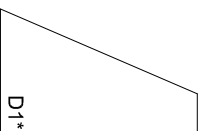
S27 B

S27 C

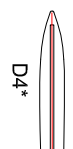
S27 D

S26*

les axes S27 en cap 5/10 long 5,5mm
viennent se fixer dans le support S26



D1*



D4*




D12



D2*



S7*



S9*



S10*



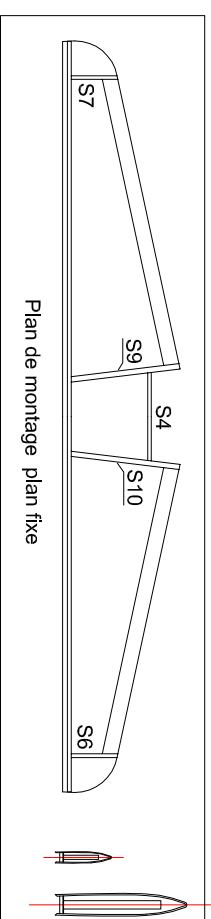
S6*



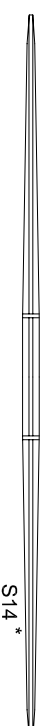
S18*



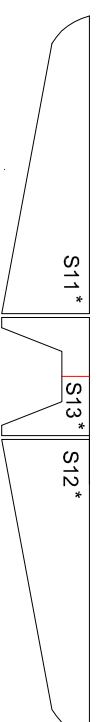
S19*



Plan de montage plan fixe



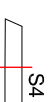
S14*



S11*

S13*

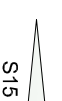
S12*



S4*



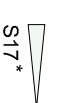
S20



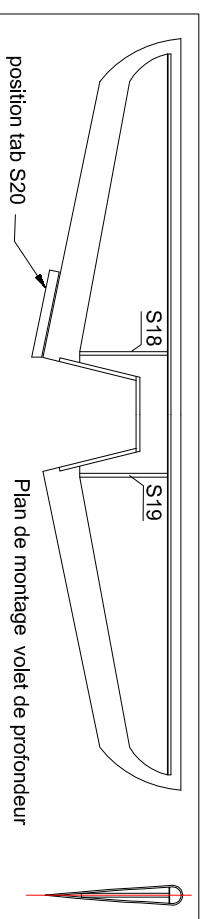
S15*



S16*

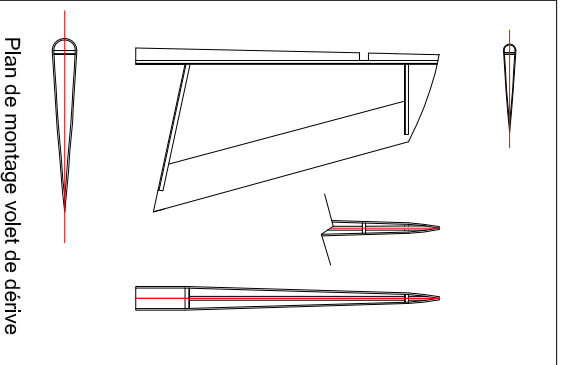


S17*



position tab S20

Plan de montage volet de profondeur



Plan de montage volet de dérive

Le hangar aux souvenirs

Toute reproduction, modification, même partielle, autre qu'à l'usage purement privé et sans l'accord de l'auteur est interdite